

[UniFi](#) [UISP](#) [Branding](#)

Q Search UniFi products

[Switching](#)

[WiFi](#)

[Camera Security](#)

[Door Access](#)

[CloudKeys & Gateways](#)

[Power Tech](#)

[Inte](#)

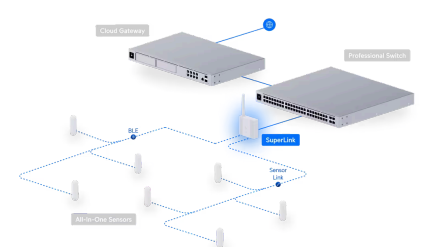

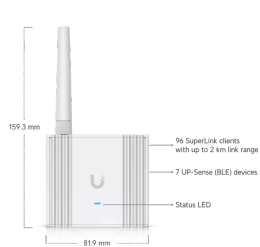
Special Devices > [SuperLink](#)

[Datasheet](#)

[In The Box](#)

[Marketing Images](#)

[Installation Guide](#)



Mechanical

Dimensions

With antenna: 159.3 x 81.9 x 26 mm (6.3 x 3.2 x 1")

With DIN rail mount: 159.3 x 81.9 x 38.5 mm (6.3 x 3.2 x 1.5")

With wall mount: 159.3 x 81.9 x 30.5 mm (6.3 x 3.2 x 1.2")

Weight

179 g (6.3 oz)

Enclosure material

Polycarbonate, aluminum alloy

Mount material

Polycarbonate

Hardware

Networking interface

(1) 10/100 MbE RJ45 port

Management interface

Bluetooth® 5.2

SuperLink (Proprietary)

Power method

PoE

USB Type-C, 5V, 1A (Optional)

Max. power consumption

3.4W

ESD/EMP protection	Air: ± 8kV Contact: ± 4kV
Antenna gain	
Bluetooth	3 dBi
SuperLink	1 dBi
Max. TX power	
Bluetooth	10 dBm
SuperLink	27 dBm
Max. client count	
Bluetooth	7
SuperLink	96*
	*SuperLink sensors are coming soon.
LED	(1) Blue/white
Button	(1) Factory reset
Mounting	Wall, DIN rail
Ambient operating temperature	0 to 40° C (32 to 104° F)
Ambient operating humidity	10 to 90% noncondensing
Certifications	FCC, IC, CE

Software

Web application	UniFi Protect
Mobile app	UniFi Protect iOS™ and Android™

Stay in Touch

